

安全第一 服務至上

創造繁榮 永續經營

Hsin Tai Gas Co., Ltd.

2025 Investors Conference

Code: 8917

2025/9/23

Keynote Speaker: I-Wen Lin





Disclaimer

This presentation and the financial numbers are based on IFRS approved by Financial Supervisory Commission(FSC) and prepared according to the reviewed/audited financial statements by CPA.

This presentation is based on information obtained from various sources, some of which may be affected by future uncertainties, which may result in differences from the original description of future prospects.

If there is any change or adjustment in the future, please refer to the announcement information of the Market Observation Post System(MOPS).

Without the permission, any third party shall not arbitrarily access or copy the contents of this presentation.





Agenda

Company Profile

Financial Position

Operation Overview

Business Prospect



安全第一 服務至上

創造繁榮 永續經營

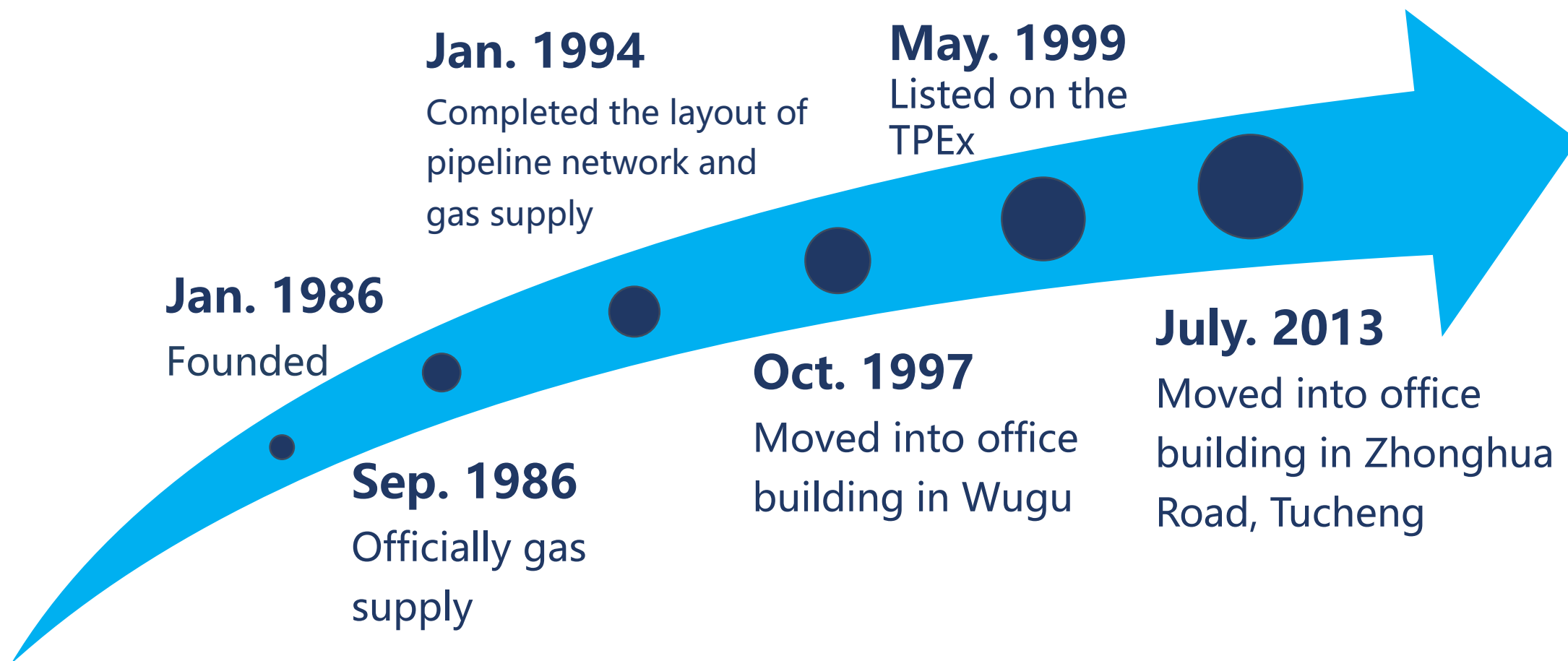
Company Profile





I. Company History

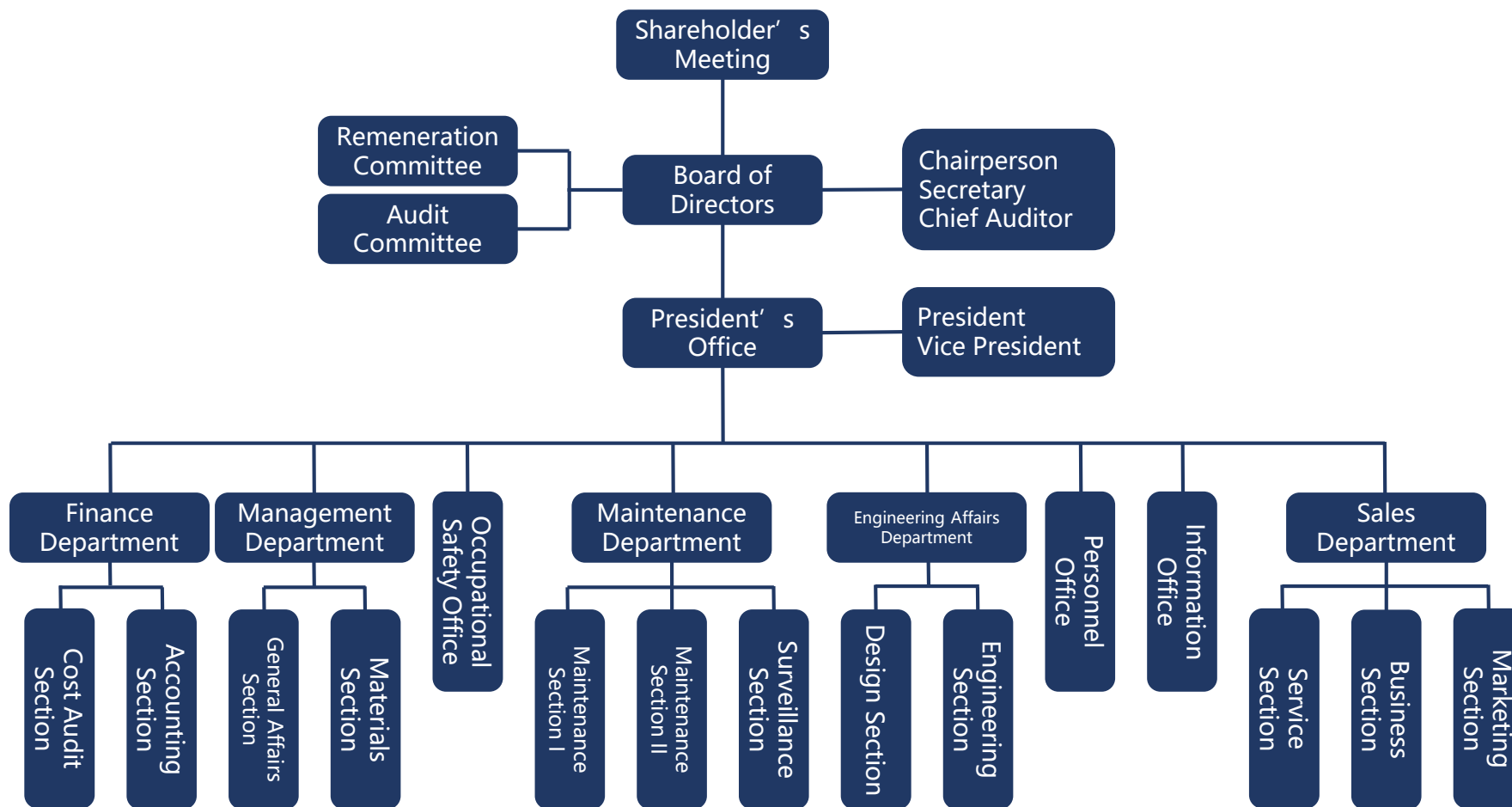
Company
Profile





II. Organizational Chart

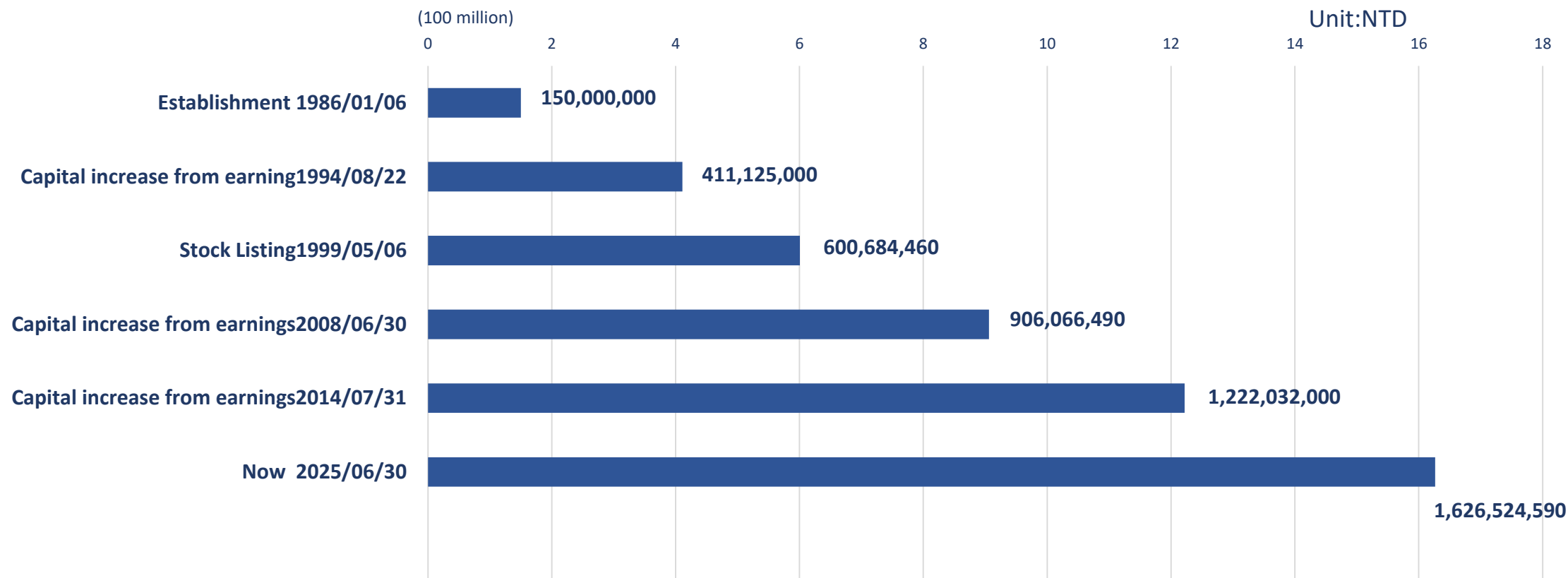
Company
Profile





III. Capital Growth

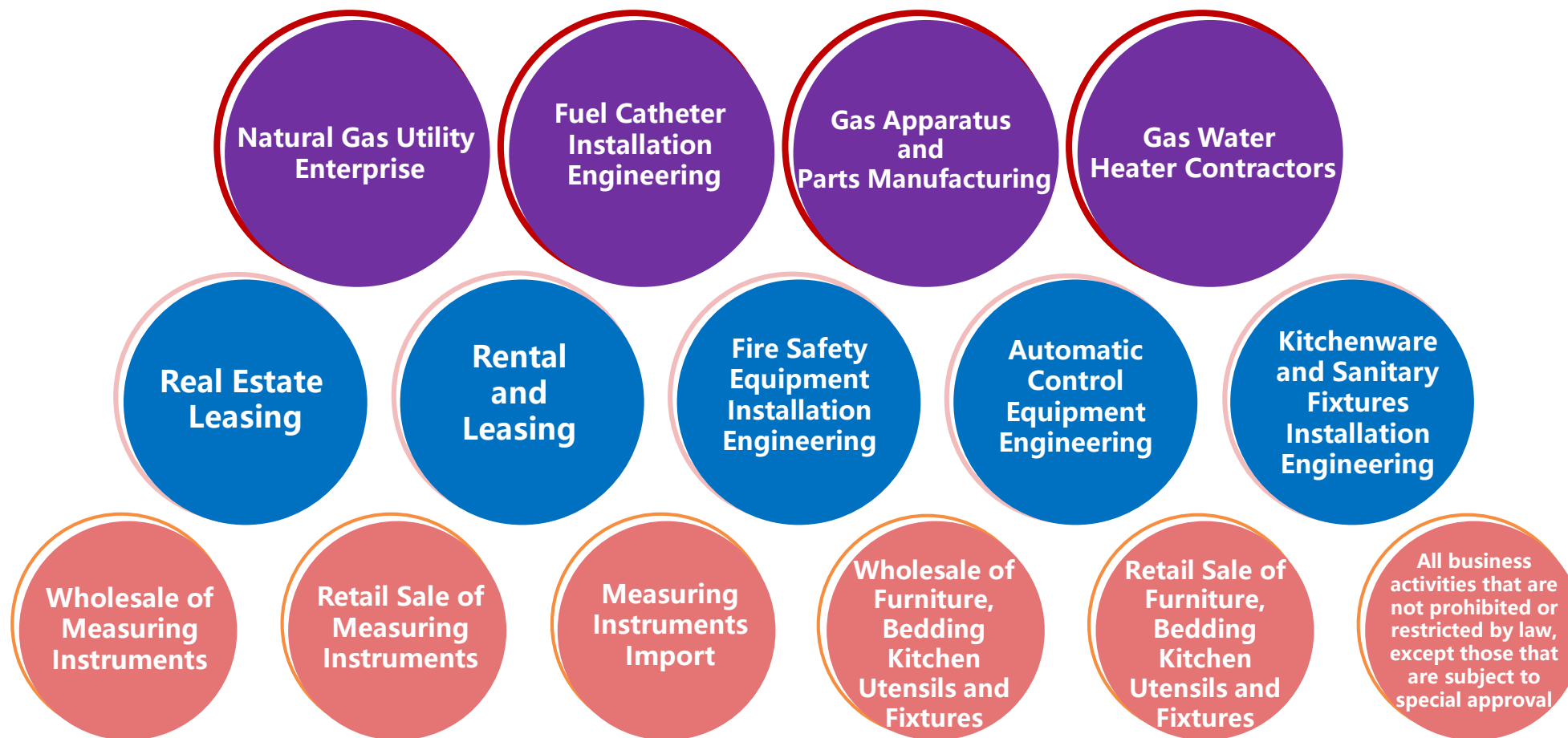
Company
Profile





IV. Major business items and service

Company
Profile





V. Business Areas

Business Areas				
north areas	Bali	south areas	Shulin	
	Linkou		Yingge	
	Wugu		Tucheng	
	Luzhou		Sanxia	
	Taishan		Huilong Vil. (Taoyuan City)	



安全第一 服務至上

創造繁榮 永續經營

Financial Position





I. Main Business Items

Financial Position

Unit: NT\$ 1,000

Items	2022Q4	2023Q4	2024Q4	2024Q2	2025Q2
Natural Gas Revenue	2,083,675	2,111,821	2,248,479	1,126,723	1,335,016
Installation Services Revenue	296,618	308,738	335,615	171,561	193,191
Other Operating Revenue	151,050	158,450	182,697	76,211	103,458
Rental Income	4,715	4,277	4,842	2,468	2,384
Total	2,536,058	2,583,286	2,771,633	1,376,963	1,634,049





II. Condensed Consolidated Statement of Comprehensive Income

Financial Position

Unit: NT\$ 1,000

Items	2022Q4	2023Q4	2024Q4 (Individual)	2024Q2 (Individual)	2025Q2 (Individual)
Operating Revenue	2,536,058	2,583,286	2,771,633	1,376,963	1,634,049
Operating Costs	(1,971,563)	(2,013,262)	(2,218,068)	(1,062,774)	(1,324,439)
Operating Gross Profit	564,495	570,024	553,565	314,189	309,610
Operating Expenses	(127,217)	(128,328)	(134,177)	(66,559)	(60,176)
Operating Income	437,278	441,696	419,388	247,630	249,434
Non-operating Income And Expenses	20,135	38,091	55,224	32,943	(6,091)
Income Before Income Tax	457,413	479,787	474,612	280,573	243,343
Income Tax Expense	(89,462)	(92,420)	(90,696)	(53,391)	(52,309)
Net Income	367,951	387,367	383,916	227,182	191,034
Earnings Per Share (NTD)	2.26	2.38	2.36	1.40	1.17





III. Condensed Consolidated Balance Sheet

Financial Position

Unit: NT\$ 1,000

Items	2022Q4	2023Q4	2024Q4 (Individual)	2024Q2 (Individual)	2025Q2 (Individual)
Total Assets	5,457,807	5,691,848	5,875,901	5,904,027	6,044,061
Cash and Cash Equivalents	479,154	553,216	386,771	657,667	650,385
Financial Asset at Amortized Cost	1,026,596	1,092,113	1,247,000	1,047,000	1,137,000
Notes and Trade Receivables	260,348	263,267	304,084	265,334	263,239
Property, Plant and Equipment	2,823,451	2,872,237	2,967,732	2,895,424	2,964,289
Total Liabilities	2,813,953	2,984,230	3,152,056	3,334,256	3,486,972
Contract Liabilities	711,737	861,480	1,089,129	928,472	1,223,848
Notes and Trade Payables	185,311	178,372	193,175	149,958	143,380
Other Payables	161,855	165,078	172,420	*484,390	*486,733
Deferred Revenue	1,496,290	1,530,337	1,446,475	1,515,149	1,371,229
Total Equity	2,643,854	2,707,618	2,723,845	2,569,771	2,557,089

* Including Dividend Payables \$357,835 thousand.

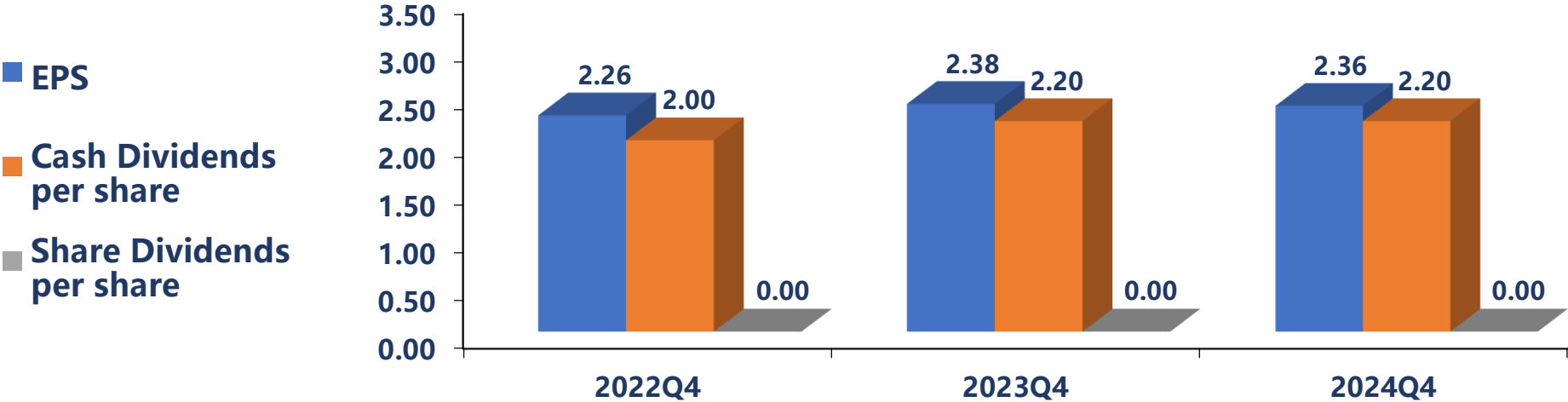




IV. EPS & Dividend

Unit: NTD

Items	2022Q4	2023Q4	2024Q4
EPS	2.26	2.38	2.36
Cash Dividends per share	2.00	2.20	2.20
Share Dividends per share	-	-	-



安全第一 服務至上

創造繁榮 永續經營

Operation Overview





I. Operation Overview

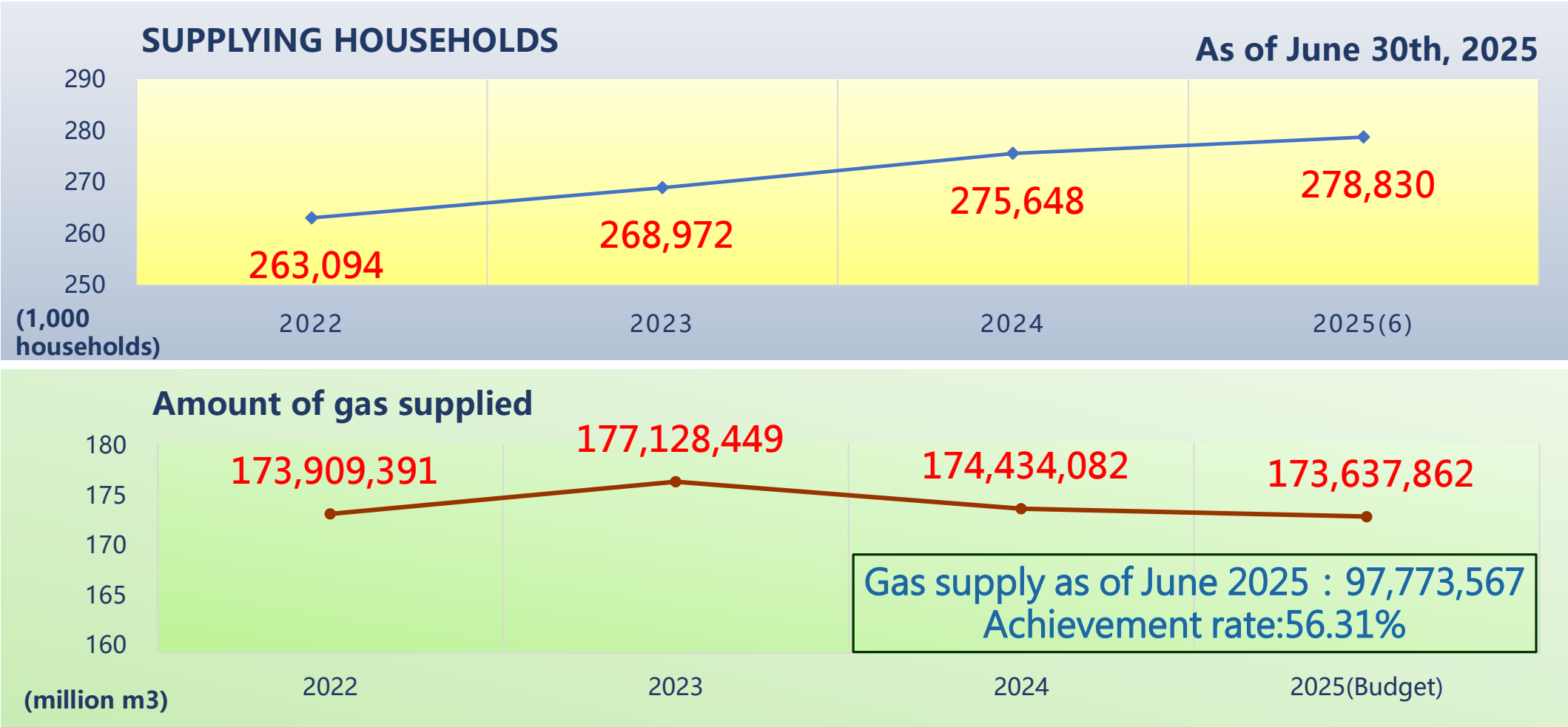
As of June 30th, 2025

Date of initial gas supply		1986.09.10			
Length of pipelines		1,231,314 meters			
The number of supplying households		278,830 households			
Total number of Employees		181		The number of Engineering Employees	116(64.08%)
The number of qualified pipeline-installation staff		Class A	65	Both Class A & B	
		Class B	121	65	



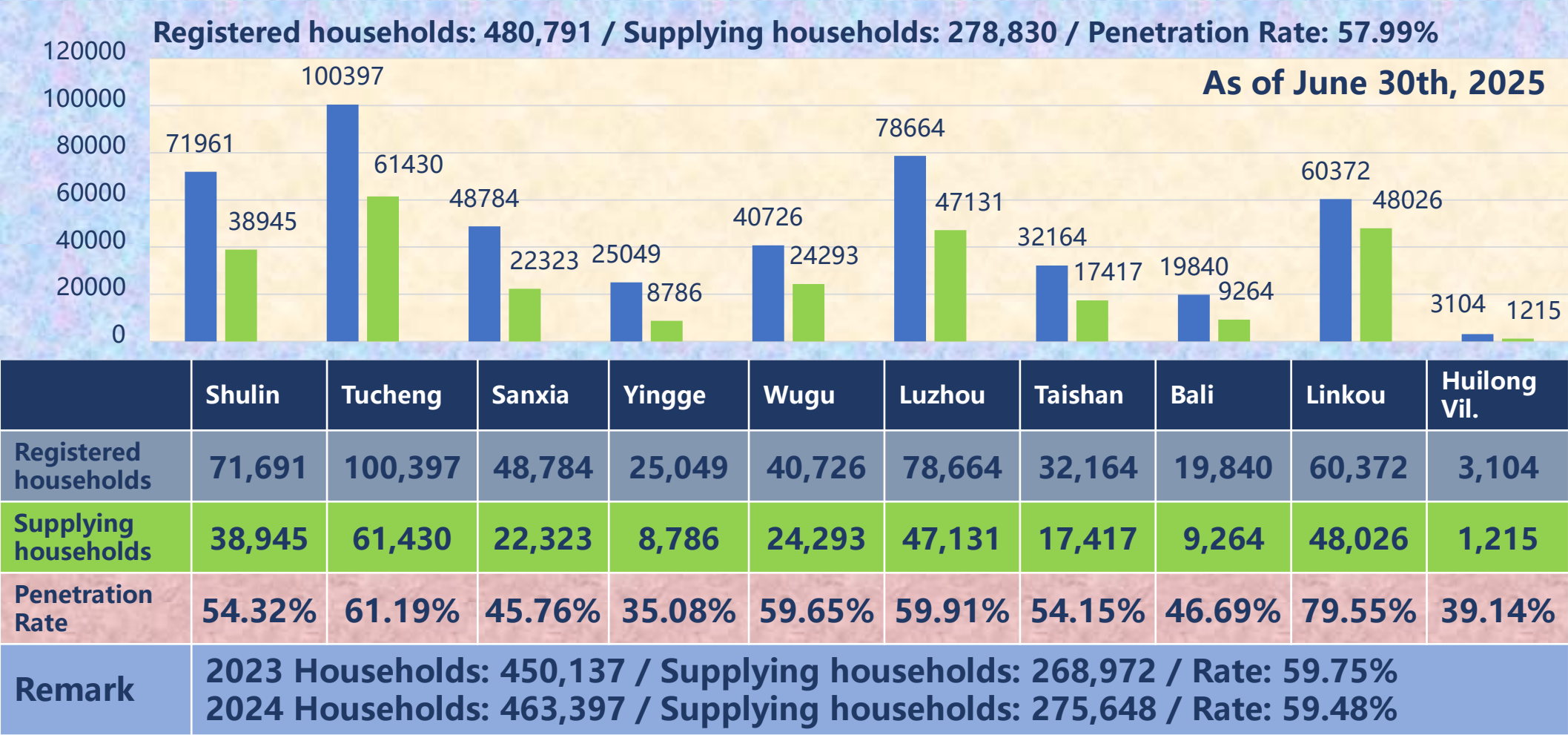


II. Overview of Gas Supply in recent years





III. Penetration rate






IV、Transmission and storage Facilities

Operation Overview

Equipment Amount

As of June 30th, 2025

Items	Gas distribution station	Regulating Station (Distic)	Regulating station (Industrial)	Regulator (non-packaged)	Regulator (packaged)	Rectifier station	Cathodic Protection testing point	Odorizer	Manhole	Valve Box
Amount	2	32	13	3,432	701	11	208	4	117	2,710



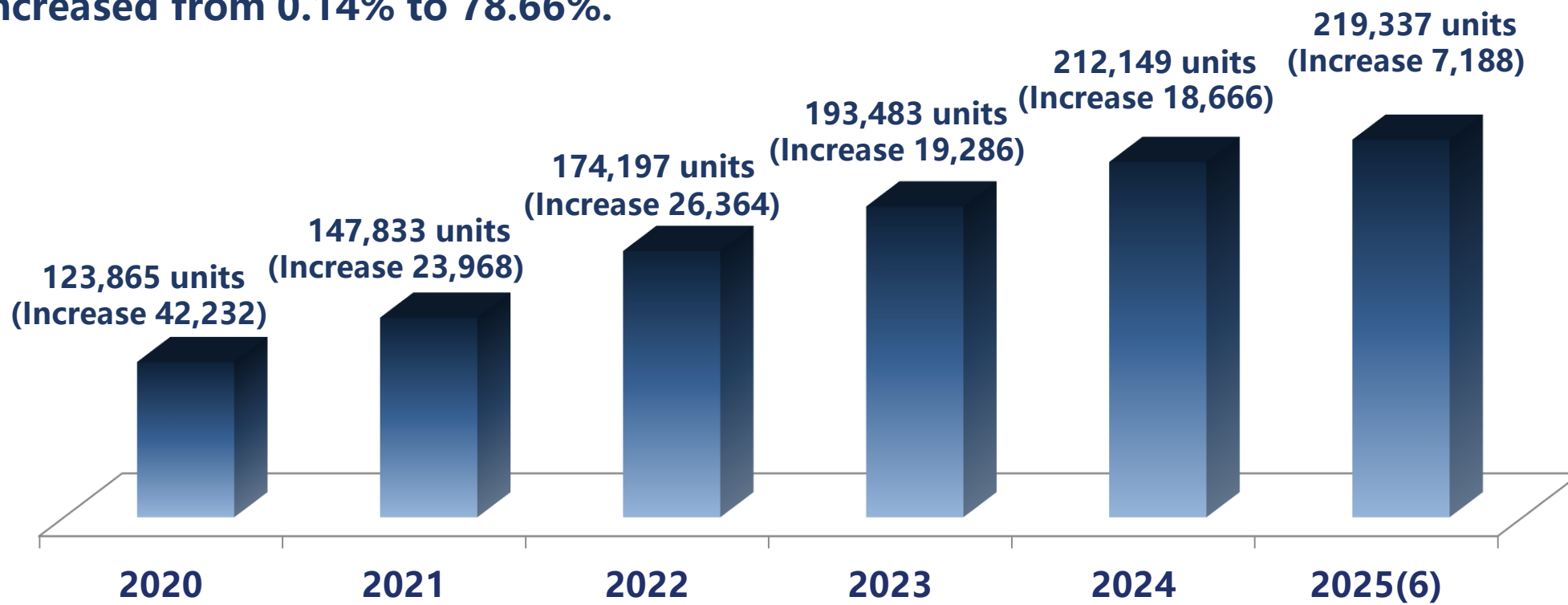


V. Gas use safety

Operation Overview

I. Installation for microcomputer gas meter

Replacement of microcomputer gas meter was implemented from February 2016 (319 units), until June 2025, a total of 219,337 units were replaced, and the replacement rate increased from 0.14% to 78.66%.



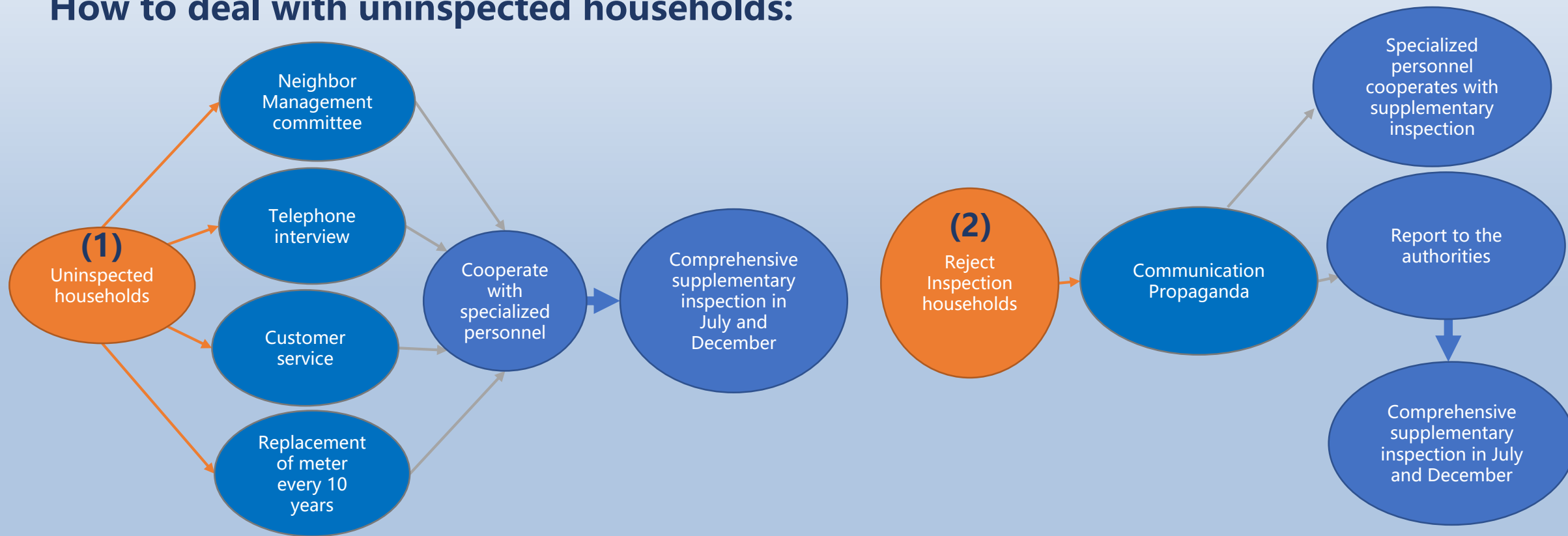


VI. Gas use safety

Operation Overview

II. Periodical inspection

Households: every two years. Service and commercial businesses sectors : once a year.
How to deal with uninspected households:






VII、 Gas supply safety

Operation Overview



Operation control center



Equipment maintenance



Pressure regulating station CCTV



Disaster prevention drill



Pipeline inspection



Monitoring system





VIII、Gas supply safety-Gas pipeline replacement

Operation Overview

Items	2024	2024(6)	2025(6)
Plan for Replacement(A)	2,988m	1,828m	1,285m
Actual amount of achievement (B)	3,428m	1,934m	4,133m
Achievement Rate (B/A)	114%	105%	321%

- Pipeline Replacement Mechanism
- Regular Safety Inspection
- Ensure the safety of gas supply





IX、 Zero-Disaster Safety Record



公告

欣泰石油氣股份有限公司 114 年 6 月份工時統計表												
性別	人數	上班工時			請休假情形					加班工時	當月工時	
		天數	工時	工時合計	工 時 統 計				扣減工時合計		小計	總計
					一天	扣減工時	半天	扣減工時				
男	151	21	8	25,368	329	2,632	46	184	2,816	804	23,356	27,585
女	29	21	8	4,872	80	640	24	96	736	93	4,229	

資料統計至 114 年 6 月 30 日



無災害累計工時：2,514,221 工時

資料統計至 114 年 6 月 30 日



Zero-Disaster Safety Record : 2,514,221 hours

No damage
No occupational diseases
No accidents





X、Employee care

- Employee health promotion
- Healthcare and welfare

臨場健康服務契約書

立契約書人欣泰石油氣股份有限公司(以下簡稱甲方)及中山醫學大學附設醫院(以下簡稱乙方),茲就甲方為依照勞工健康保護規則規定辦理臨場健康服務,故委由乙方辦理相關健康服務事項,雙方約定如下:

第一條 本契約存續期間自民國(下同)114年01月01日至114年12月31日止,欣泰石油氣股份有限公司

第二條 乙

第三條 才

第四條 目

一、作業場所基本資料

部門名稱:全部門。

作業人員

作業類別人數

■行政人員:男145人;女31人;
☐現場操作人員:男 人;女 人
 ■一般作業:人數:176人
☐特別危害健康作業:類別: 人數:

二、作業場所概況(工作流程、工作型態、人數及危害特性概述):

該公司於75年1月6日奉准成立,屬民營公用事業上櫃公司。經營區域包括新北市樹林、土城、鶯歌、三峽、蘆洲、五股、泰山、八里及林口等9個地區。歷年來業績穩定成長,現客戶已達27萬餘戶。主要服務項目包括如下:以導管輸送及供應天然氣;前項有關器材及設備之安裝維護與批發及進出口之代理事項;計量表之輸出入批發。

(一)作業流程主要危害風險包括:其一,行政、養護、工務作業人員之因性工程危害(辦公室



- Occupational safety training





XI、Corporate Social Responsibility

Operation Overview



● Blood donation activities



● Summer camp experience activities



● Veterans Affairs Office-Festive Events





XII、 Environmental Protection

- Use green-energy electric cars and scooters for official duties.



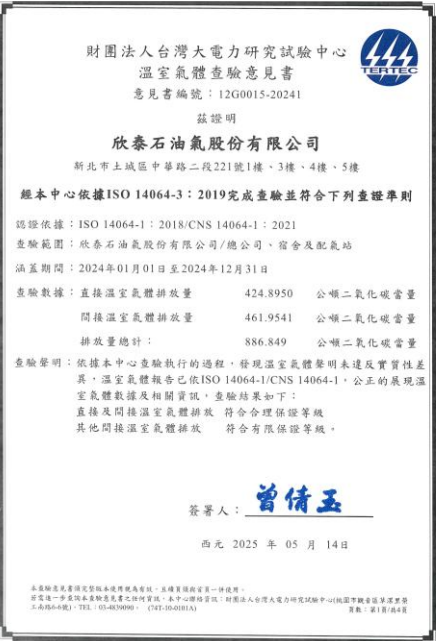
- Corporate Green Procurement Excellence Award 2024.



- Greenhouse Gas Inventory Completed Third-Party Verification and Certification

Units/metric tons of CO2 equivalent

Year	Direct emissions	Indirect emissions	Total emissions
2024	424.8950	461.9541	886.849





XIII. ESG Performance

Operation Overview



- Won the "Outstanding Business Entity for Using Uniform Invoices in 2024" from the Ministry of Finance in 2024.



- Won the "Senior OTC Listing Award" from TPEx in 2024.

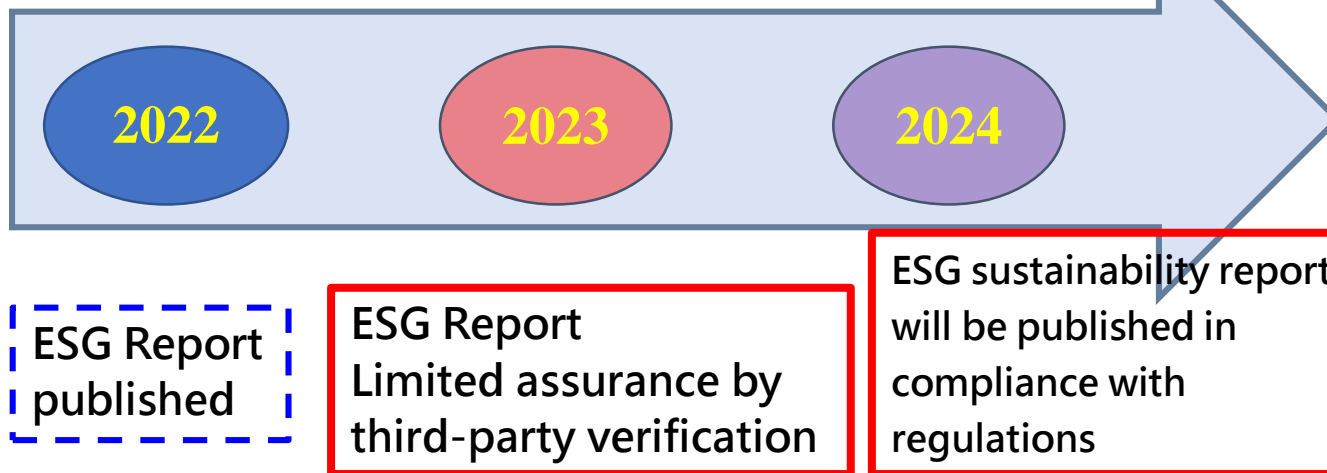
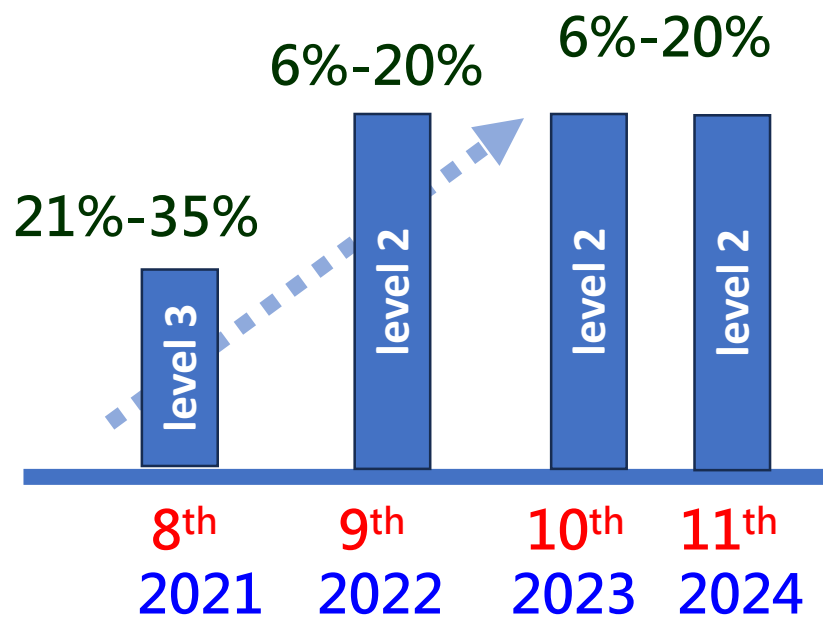




XIV、 Corporate Governance Evaluation and ESG Report

Operation Overview

- Listed in annual corporate governance assessment with overall ranking of level 2 (6-20%)



安全第一 服務至上

創造繁榮 永續經營

Business Prospect





I、Wugu Deyin Village Measurement and Pressure Station

Business Prospect



Expand gas supply

Achieve stable and reliable gas supply

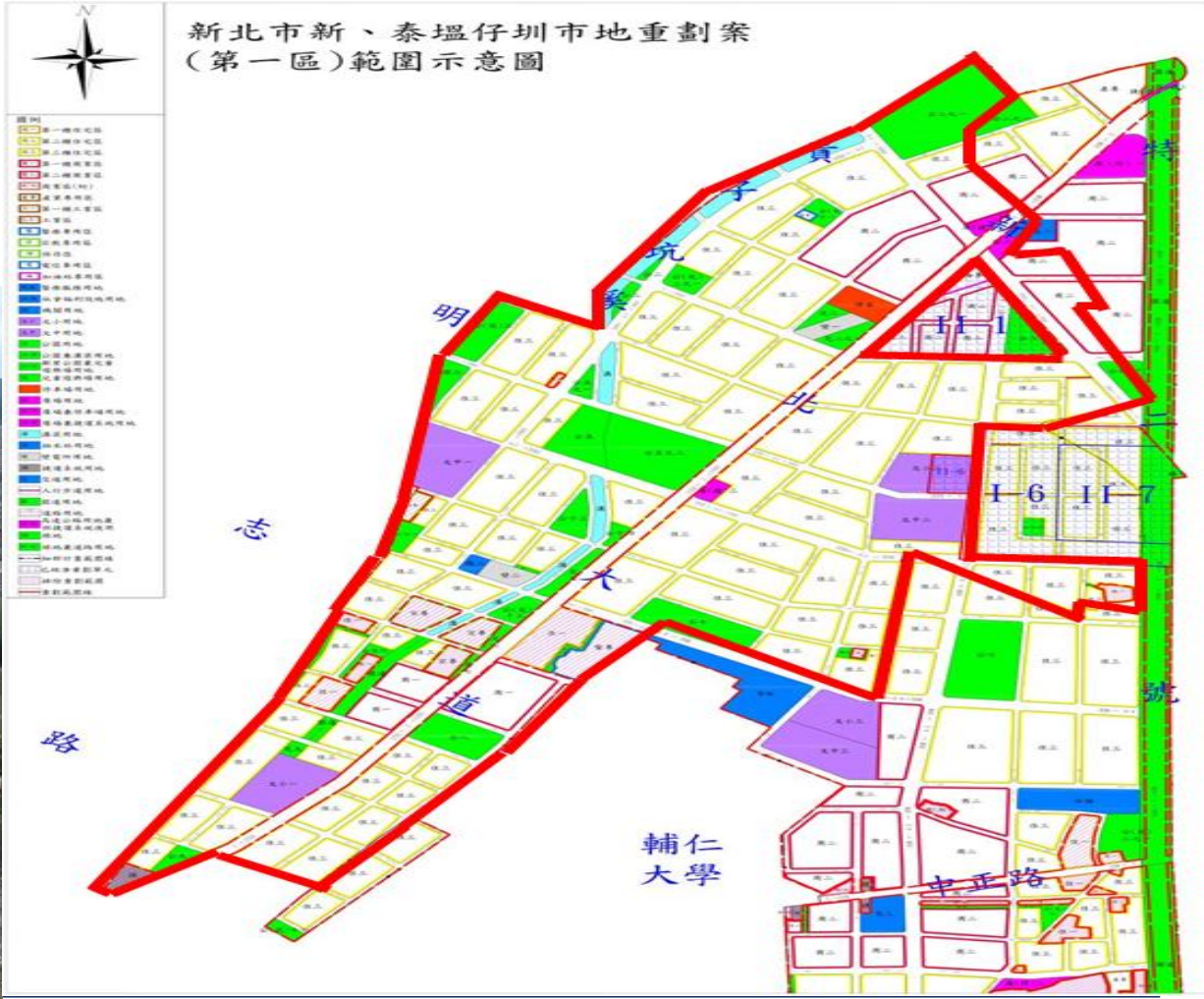





II、Taishan Urban Zone Readjustment Development Project

Business Prospect

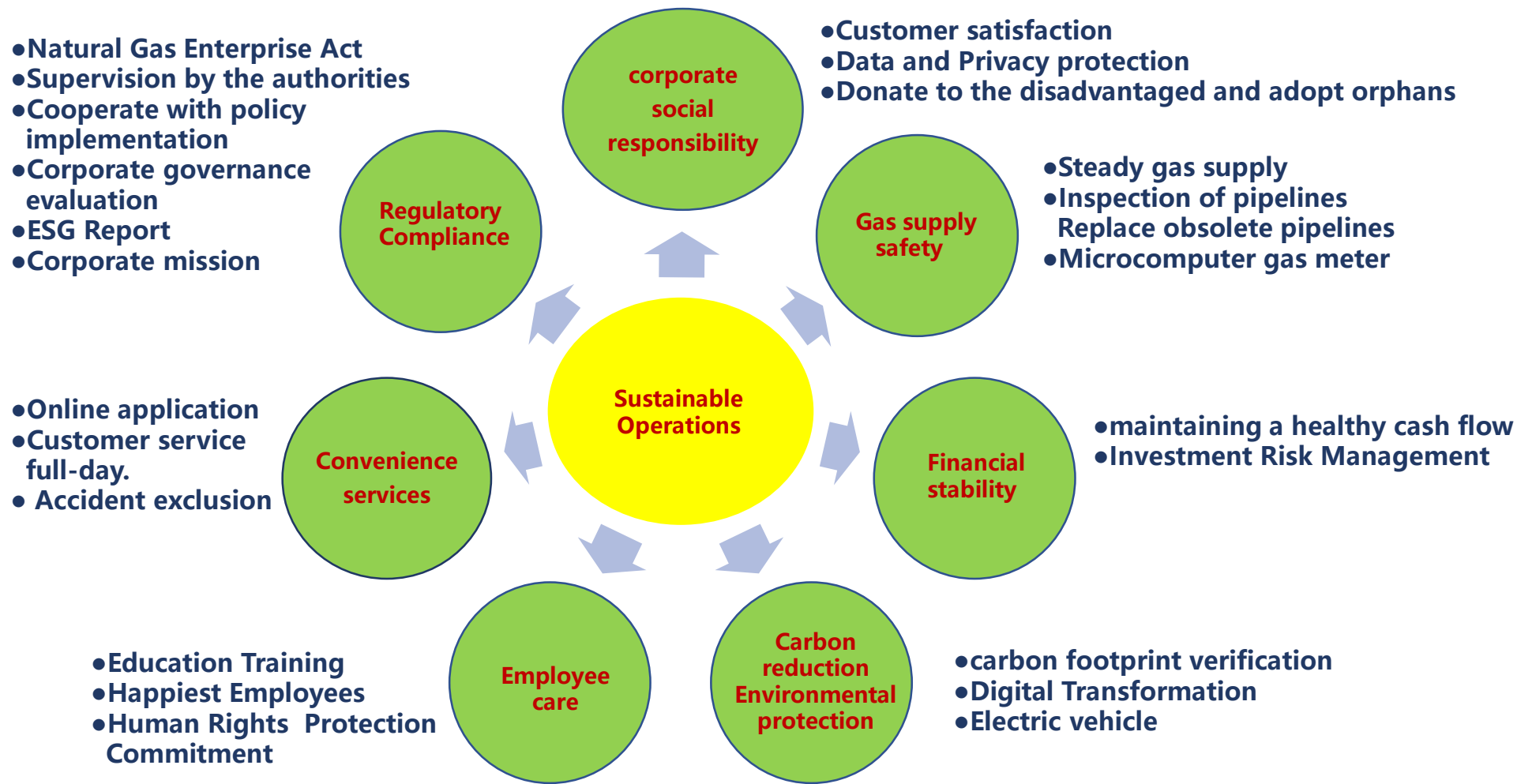
Pipeline system construction investment





III、Business Prospect

Business Prospect



安全第一 服務至上

創造繁榮 永續經營

Thank you for your attention

investor@htgas.com.tw

<https://www.htgas.com.tw/>

