

安全第一 服務至上

創造繁榮 永續經營

Hsin Tai Gas Co., Ltd.

2025 Investors Conference

Code: 8917

2025/3/27

Keynote Speaker: Xing-Bang Yang





Disclaimer

This presentation and the financial numbers are based on IFRS approved by Financial Supervisory Commission(FSC) and prepared according to the reviewed/audited financial statements by CPA.

This presentation is based on information obtained from various sources, some of which may be affected by future uncertainties, which may result in differences from the original description of future prospects.

If there is any change or adjustment in the future, please refer to the announcement information of the Market Observation Post System(MOPS).

Without the permission, any third party shall not arbitrarily access or copy the contents of this presentation.





Agenda

Company Profile

Financial Position

Operation Overview

Business Prospect



安全第一 服務至上

創造繁榮 永續經營

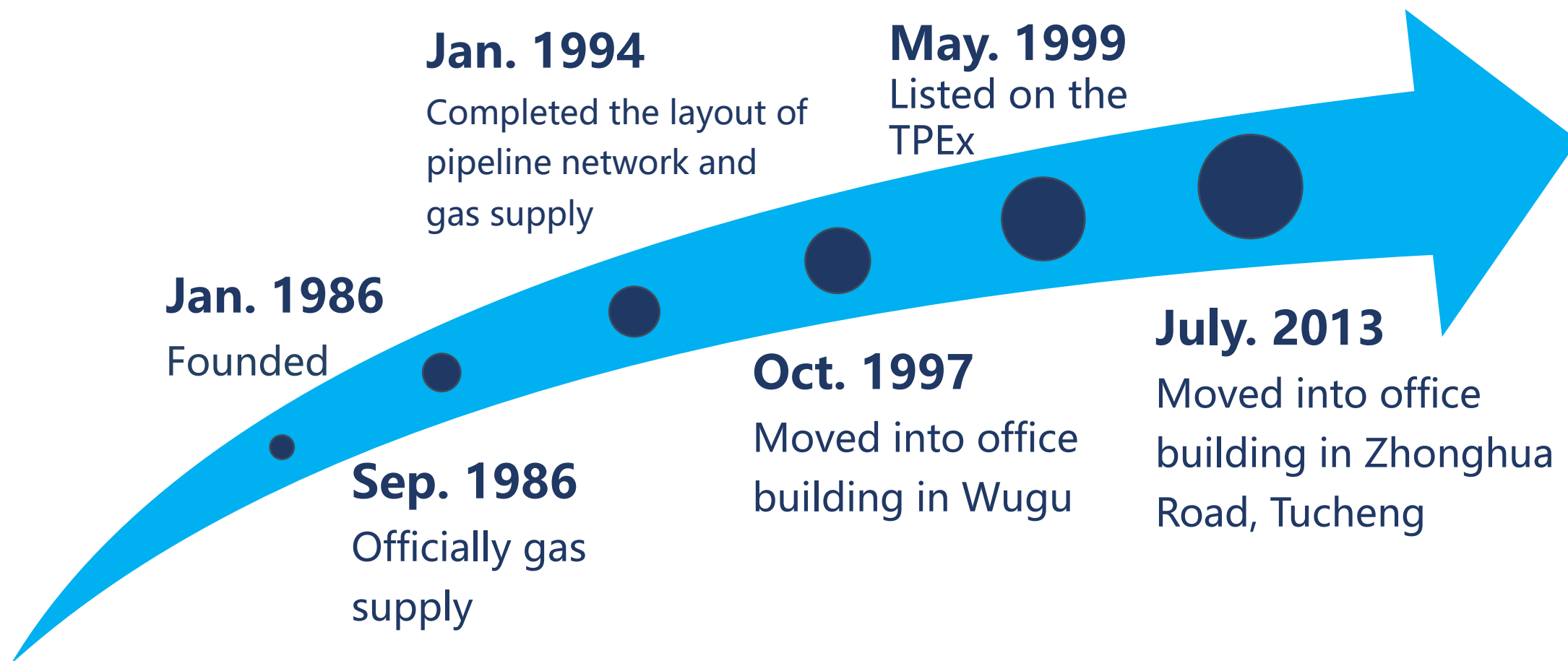
Company Profile





I. Company History

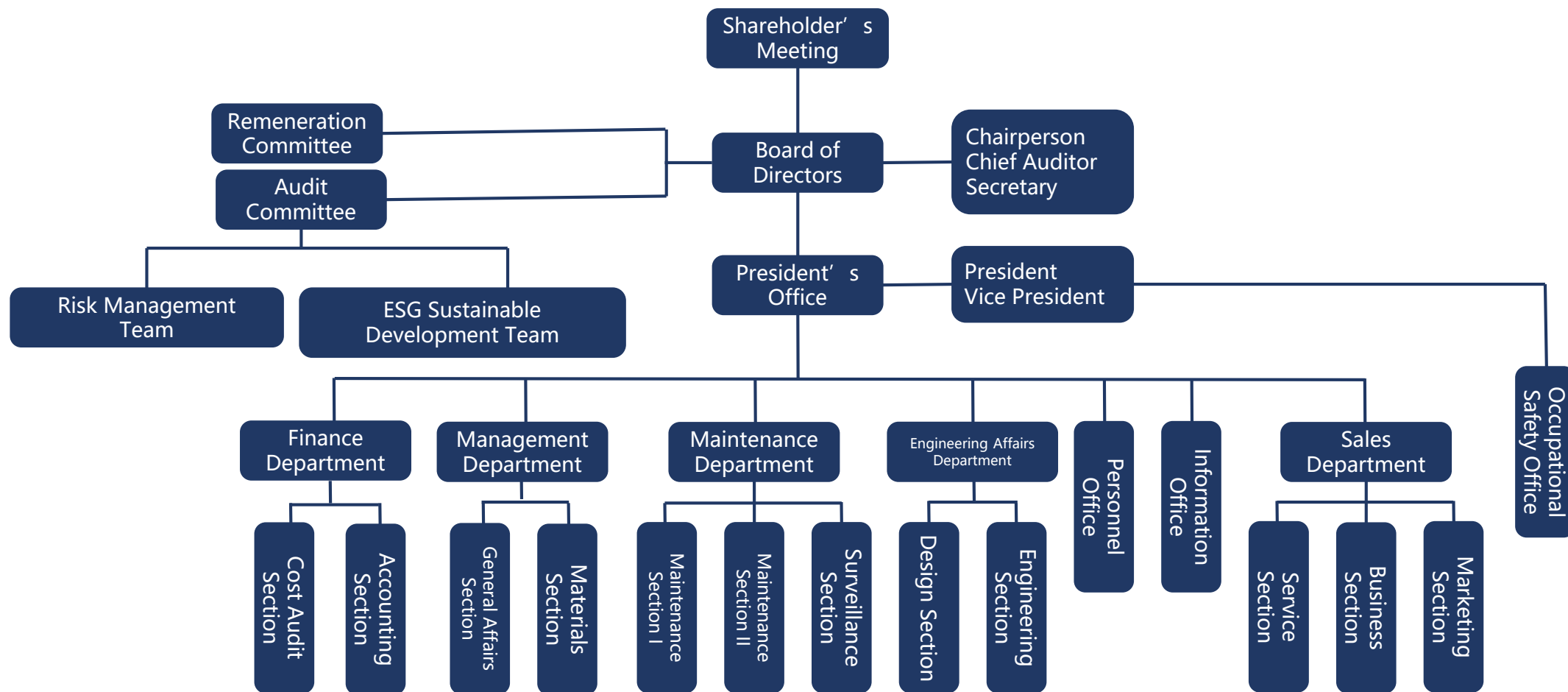
Company
Profile





II. Organizational Chart

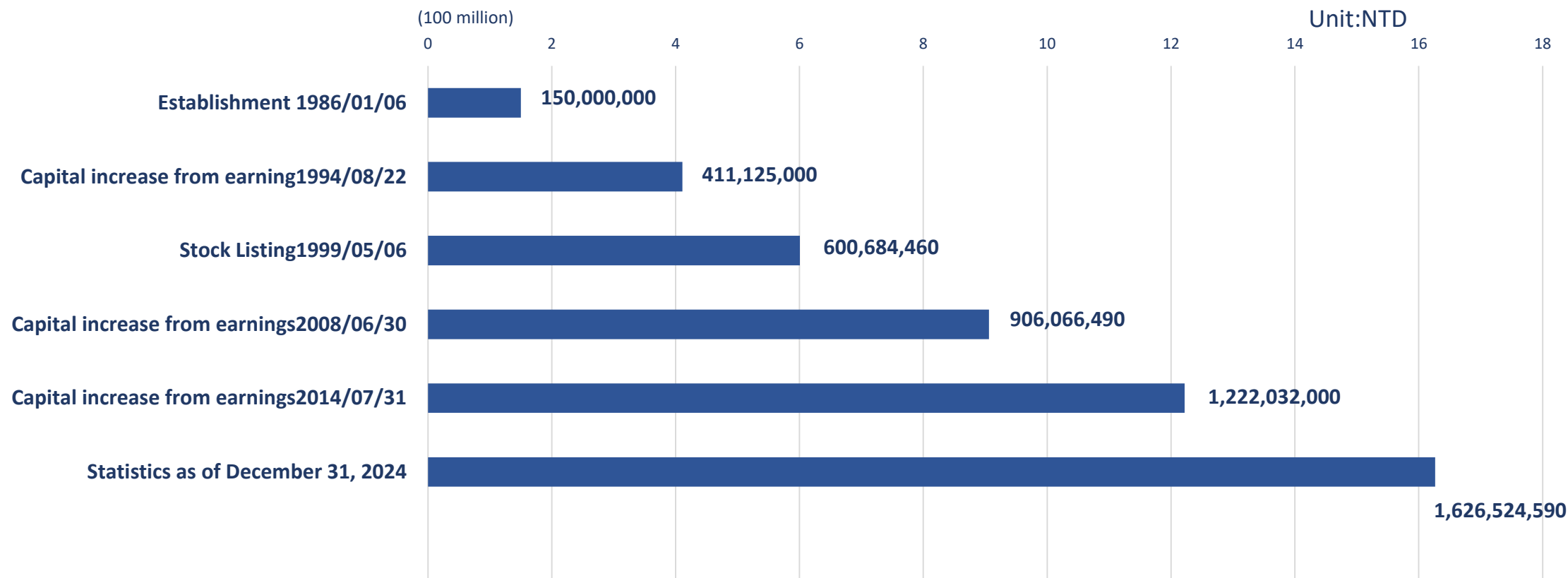
Company
Profile





III. Capital Growth

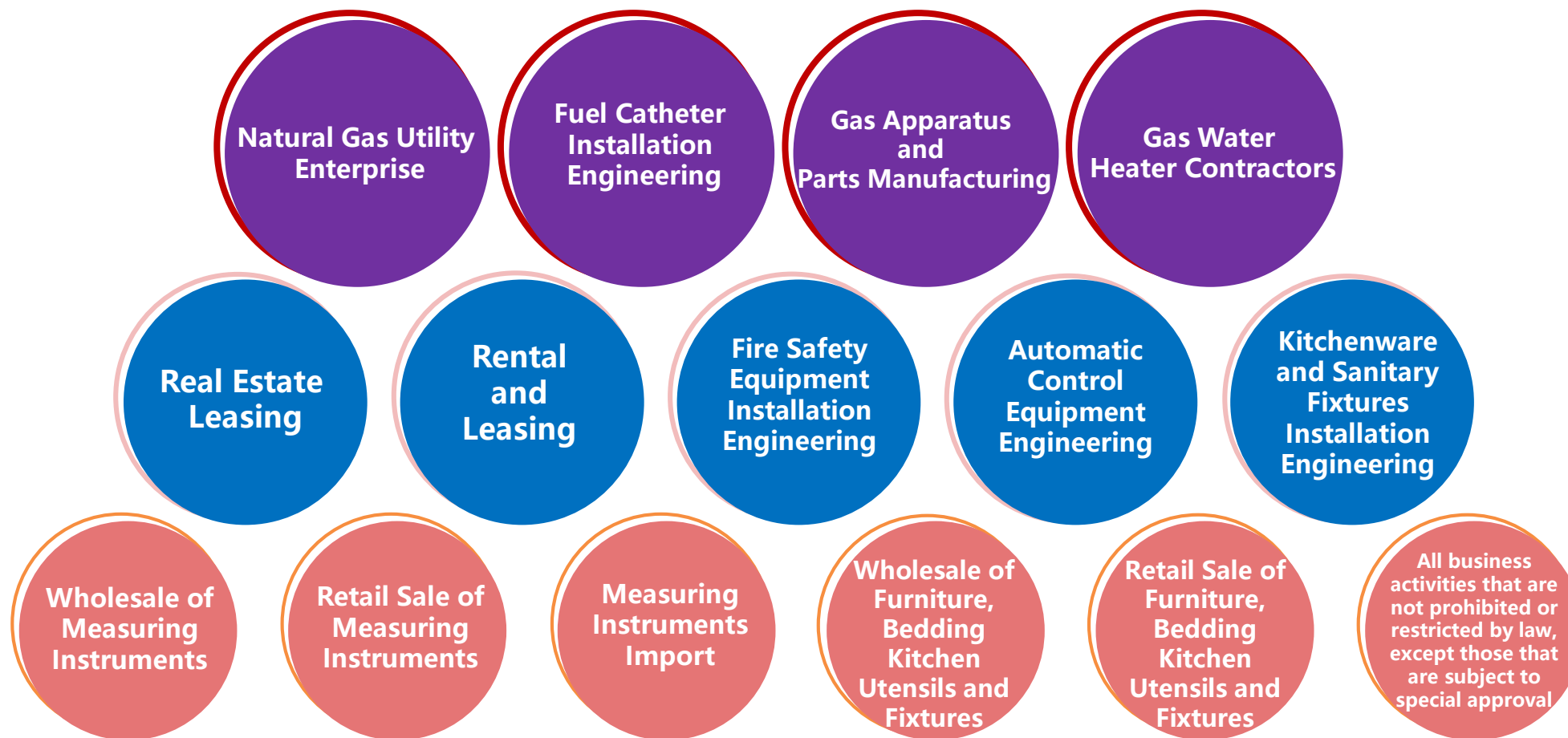
Company
Profile





IV. Major business items and service

Company
Profile





V. Business Areas

Business Areas			
north areas	Bali	south areas	Shulin
	Linkou		Yingge
	Wugu		Tucheng
	Luzhou		Sanxia
	Taishan		Huilong Vil. (Taoyuan City)



安全第一 服務至上

創造繁榮 永續經營

Financial Position





I. Main Business Items

Financial Position

Unit: NT\$ 1,000

Items	2022Q4	2023Q4	2024Q4
Natural Gas Revenue	2,083,675	2,111,821	2,248,479
Installation Services Revenue	296,618	308,738	335,615
Other Operating Revenue	151,050	158,450	182,697
Rental Income	4,715	4,277	4,842
Total	2,536,058	2,583,286	2,771,633





II. Condensed Consolidated Statement of Comprehensive Income

Financial Position

Unit: NT\$ 1,000

Items	2022Q4	2023Q4	2024Q4
Operating Revenue	2,536,058	2,583,286	2,771,633
Operating Costs	(1,971,563)	(2,013,262)	(2,218,068)
Operating Gross Profit	564,495	570,024	553,565
Operating Expenses	(127,217)	(128,328)	(134,177)
Operating Income	437,278	441,696	419,388
Non-operating Income And Expenses	20,135	38,091	55,224
Income Before Income Tax	457,413	479,787	474,612
Income Tax Expense	(89,462)	(92,420)	(90,696)
Net Income	367,951	387,367	383,916
Earnings Per Share (NTD)	2.26	2.38	2.36





III. Condensed Consolidated Balance Sheet

Financial Position

Unit: NT\$ 1,000

Items	2022Q4	2023Q4	2024Q4
Total Assets	5,457,807	5,691,848	5,875,901
Cash and Cash Equivalents	479,154	553,216	386,771
Financial Asset at Amortized Cost	1,026,596	1,092,113	1,247,000
Notes and Trade Receivables	260,348	263,267	304,084
Property, Plant and Equipment	2,823,451	2,872,237	2,967,732
Total Liabilities	2,813,953	2,984,230	3,152,056
Contract Liabilities	711,737	861,480	1,089,129
Notes and Trade Payables	185,311	178,372	193,175
Other Payables	161,855	165,078	172,420
Deferred Revenue	1,496,290	1,530,337	1,446,475
Total Equity	2,643,854	2,707,618	2,723,845



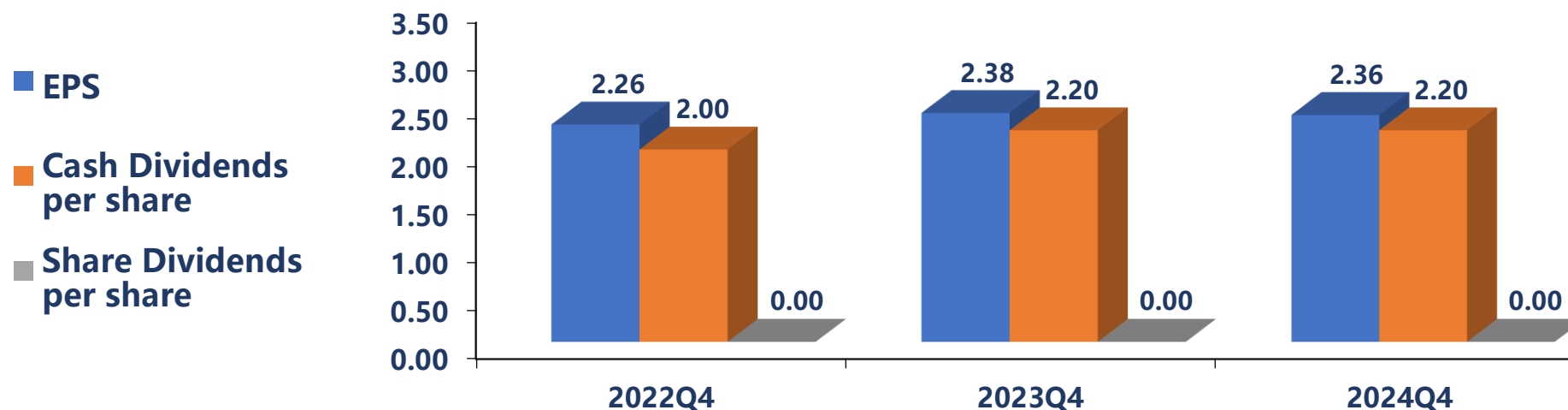


IV. EPS & Dividend

Financial Position

Unit: NTD

Items	2022Q4	2023Q4	2024Q4
EPS	2.26	2.38	2.36
Cash Dividends per share	2.00	2.20	2.20
Share Dividends per share	-	-	-



安全第一 服務至上

創造繁榮 永續經營

Operation Overview





I. Operation Overview

Statistics as of December 31, 2024

Date of initial gas supply		1986.09.10	
Length of pipelines		1,217,954 meters	
The number of supplying households		275,648 households	
Total number of Employees	176		The number of Engineering Employees 116(65.90%)
The number of qualified pipeline-installation staff	Class A	65	Both Class A & B 65
	Class B	117	

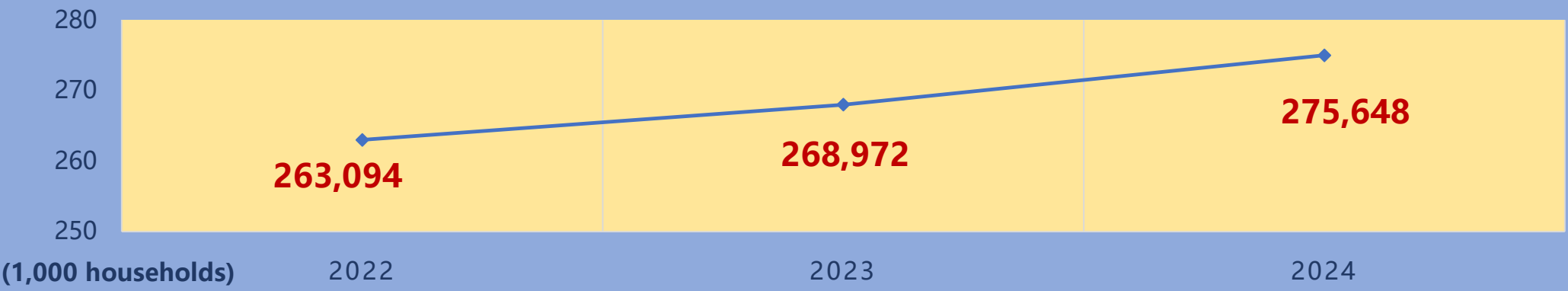




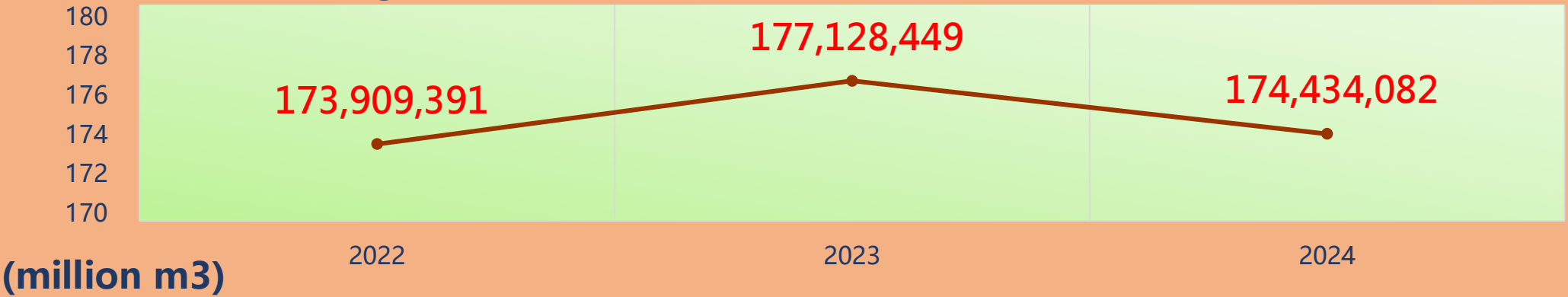
II. Overview of Gas Supply in recent years

SUPPLYING HOUSEHOLDS

Statistics as of December 31, 2024

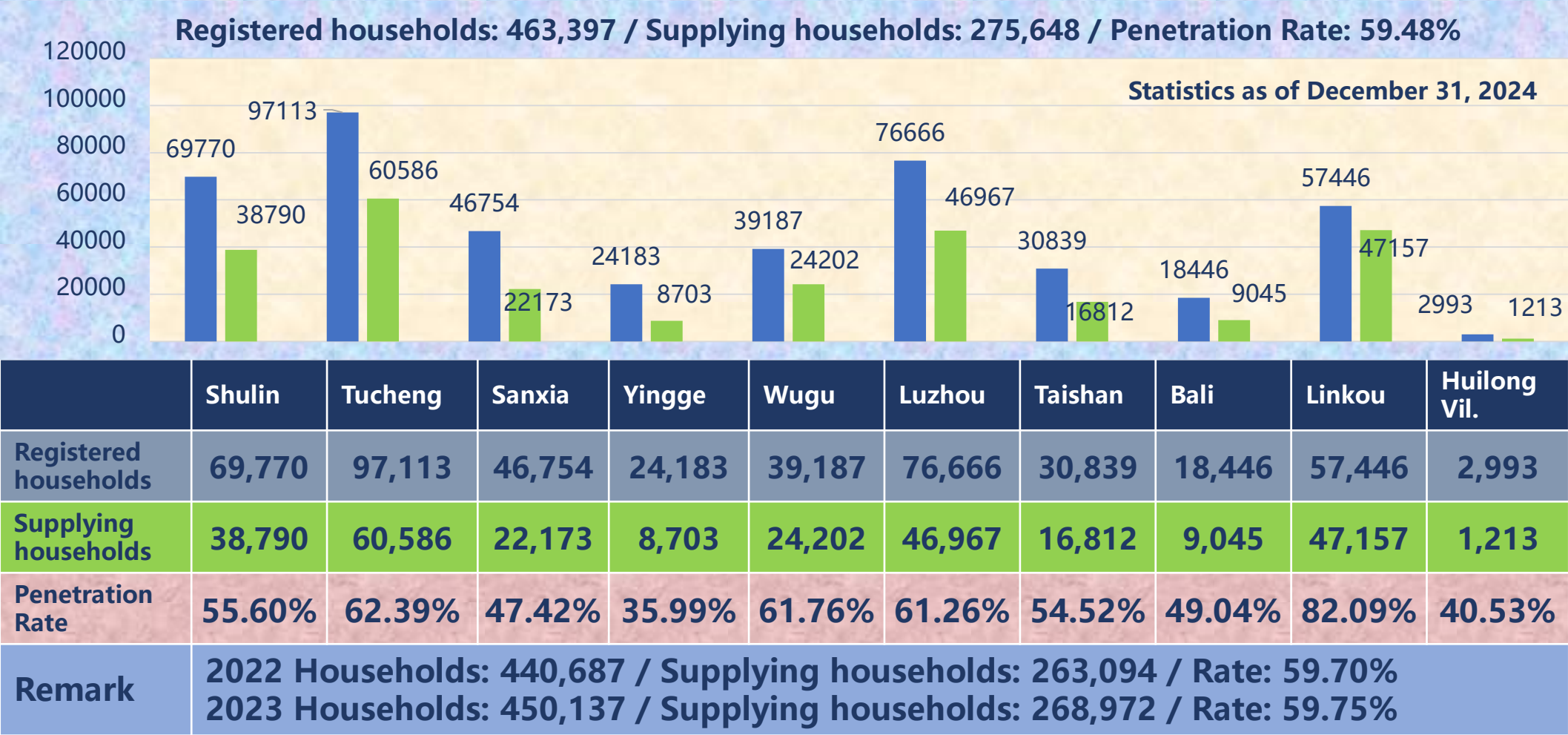


Amount of gas supplied





III. Penetration rate





IV、Transmission and storage Facilities

Operation Overview

Equipment Amount

Statistics as of December 31, 2024

Items	Gas distribution station	Regulating Station (District)	Regulating station (Industrial)	Regulator (non-packaged)	Regulator (packaged)	Rectifier station	Cathodic Protection testing point	Odorizer	Manhole	Valve Box
Amount	2	28	13	3,383	699	11	214	4	119	2,678



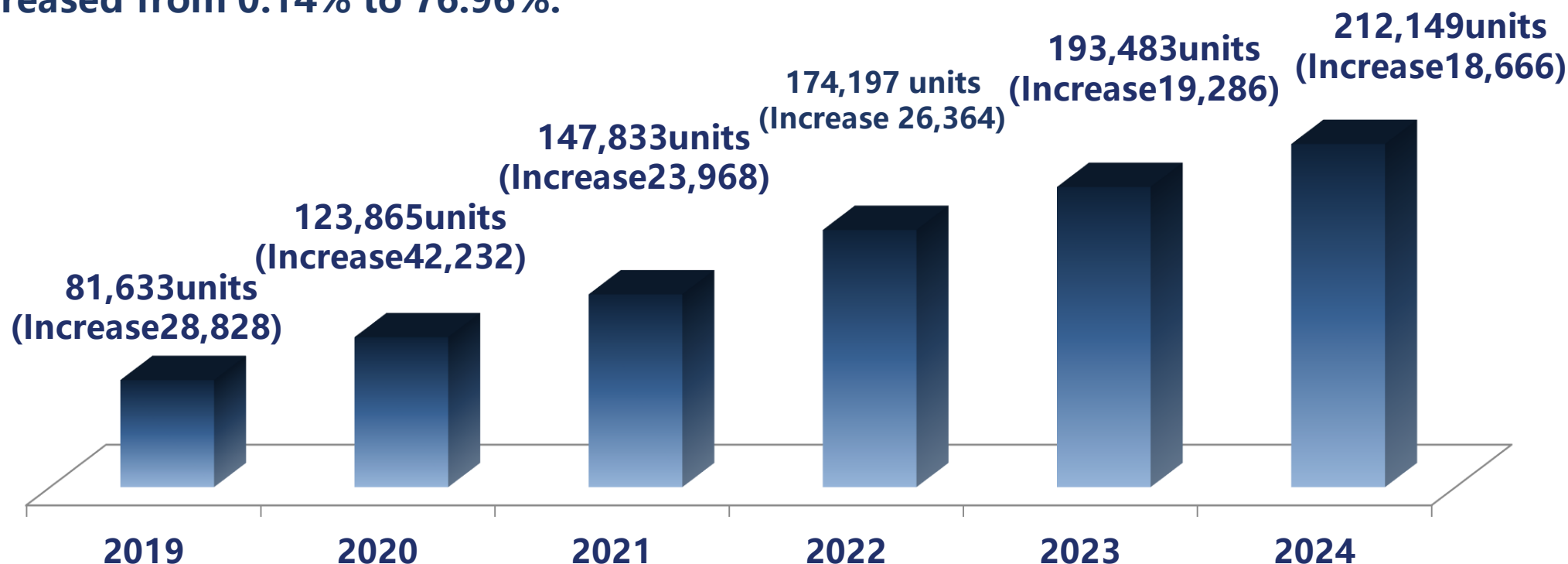


V. Gas use safety

Operation Overview

I. Installation for microcomputer gas meter

Replacement of microcomputer gas meter was implemented from February 2016 (319 units), until 2024, a total of 212,149 units were replaced, and the replacement rate increased from 0.14% to 76.96%.



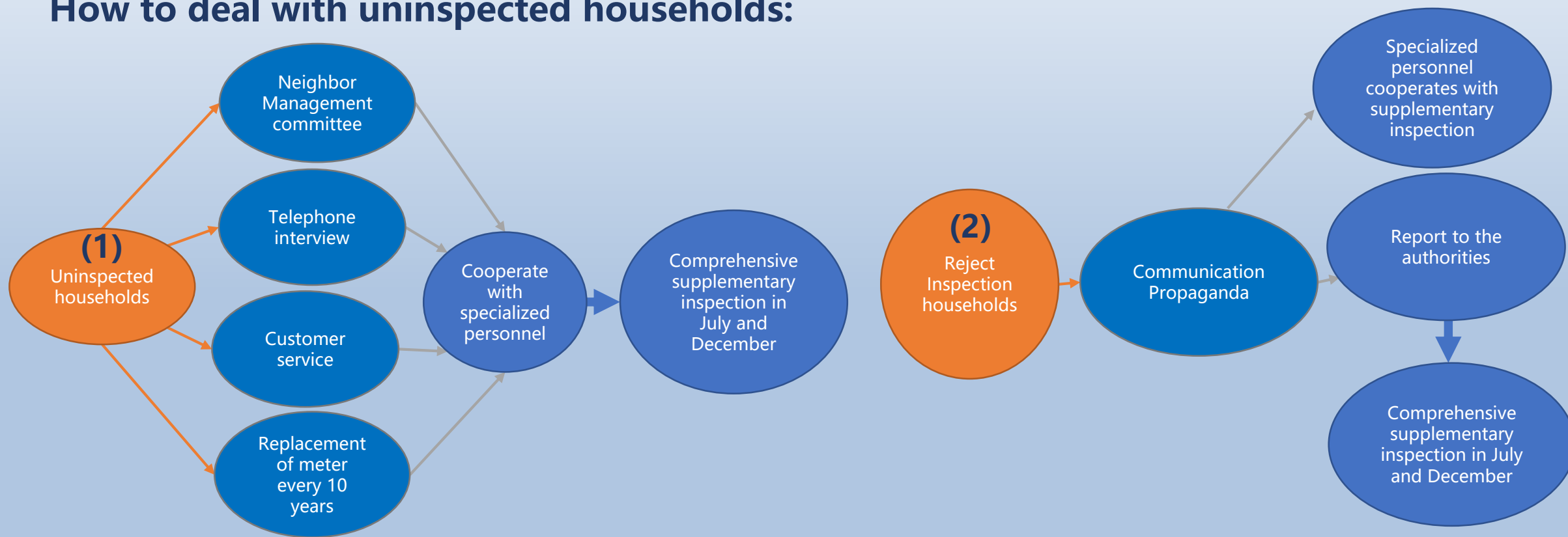


VI. Gas use safety

Operation Overview

II. Periodical inspection

Households: every two years. Service and commercial businesses sectors : once a year.
How to deal with uninspected households:





VII、 Gas supply safety

Operation Overview

Operation control center



Equipment maintenance



Pressure regulating station CCTV



Disaster prevention drill



Pipeline inspection



Monitoring system

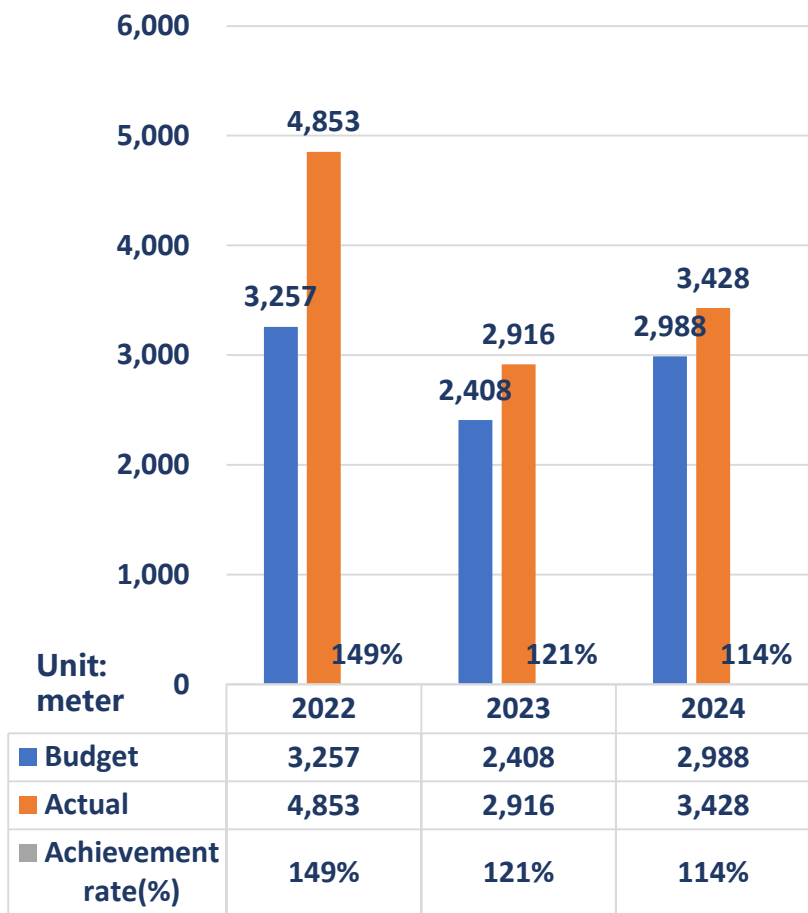




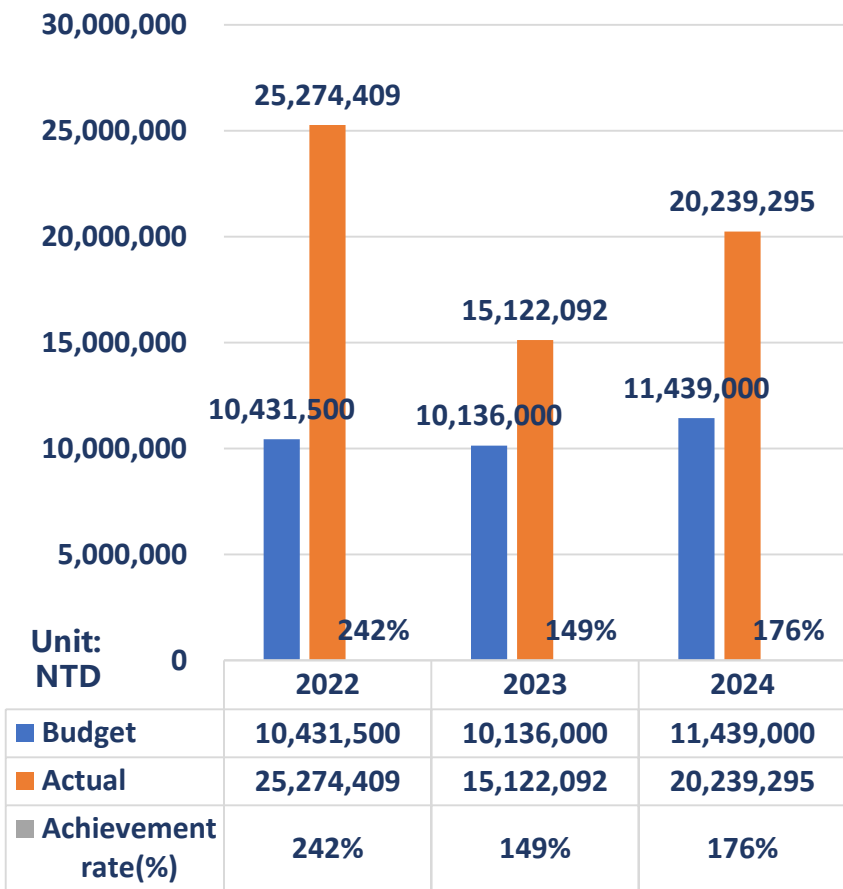
VIII、 Gas supply safety-Gas pipeline replacement

Operation Overview

Replacement length statistics



Replacement amount statistics



- Pipeline Replacement Mechanism
- Regular Safety Inspection
- Ensure the safety of gas supply





IX、 Zero-Disaster Safety Record

Operation Overview



公告

欣泰石油氣股份有限公司 113 年 12 月份工時統計表												
性 別	人 數	上班工時			請休假情形					加班 工時	當月工時	
		天 數	工 時	工 時 合 計	工 時 統 計			扣 減 工 時 合 計	小計		總計	
					一 天	扣 減 工 時	半 天					扣 減 工 時
男	147	22	8	25,872	379	3,032	46	184	3,216	916	23,572	27,911
女	29	22	8	5,104	94	752	36	144	896	131	4,339	

資料統計至 113 年 12 月 31 日



無災害

無災害累計工時：2,353,220 工時

資料統計至 113 年 12 月 31 日




Zero-Disaster
Safety Record :
2,353,220 hours

No damage

No occupational diseases

No accidents





X、Employee care

Operation Overview



Employee health management

Employee care and welfare



Occupational Safety and Health





XI、Corporate Social Responsibility


Operation Overview



●Blood donation activities



●Aiman Workshop
Handmade soap
event



●Veterans Home
New Year's Day
Activities





XII、 Environmental Protection

Operation Overview



- Use green-energy electric cars and scooters for official duties.

• carbon emissions

Unit/tons

Year	Scope 1	Scope 2	Scope 3	Total
2024	424.9000	307.9616	166.4925	899.354

• Corporate Green Procurement Excellence Award 2024





XIII. ESG Performance

Operation Overview



- Won the "Outstanding Business Entity for Using Uniform Invoices in 2024" from the Ministry of Finance



- Won the "Senior OTC Listing Award" from TPEx in 2024.

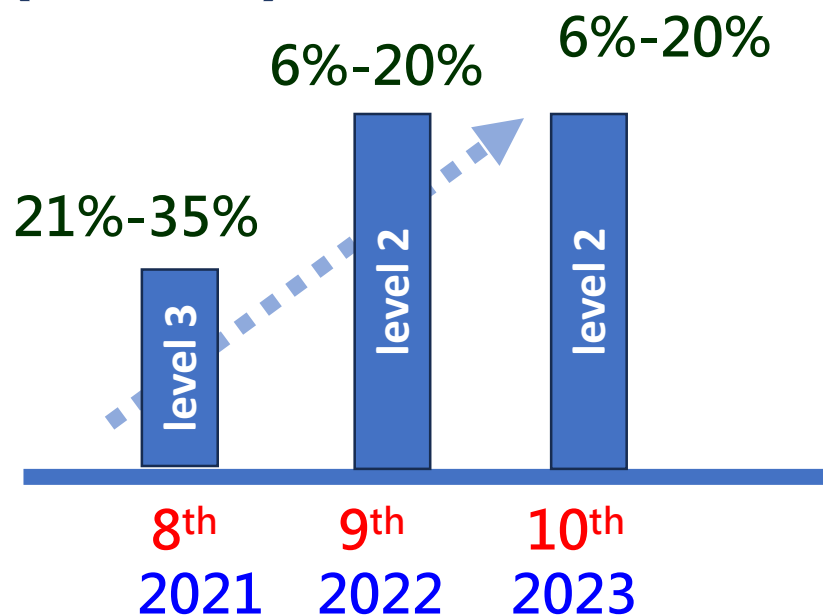




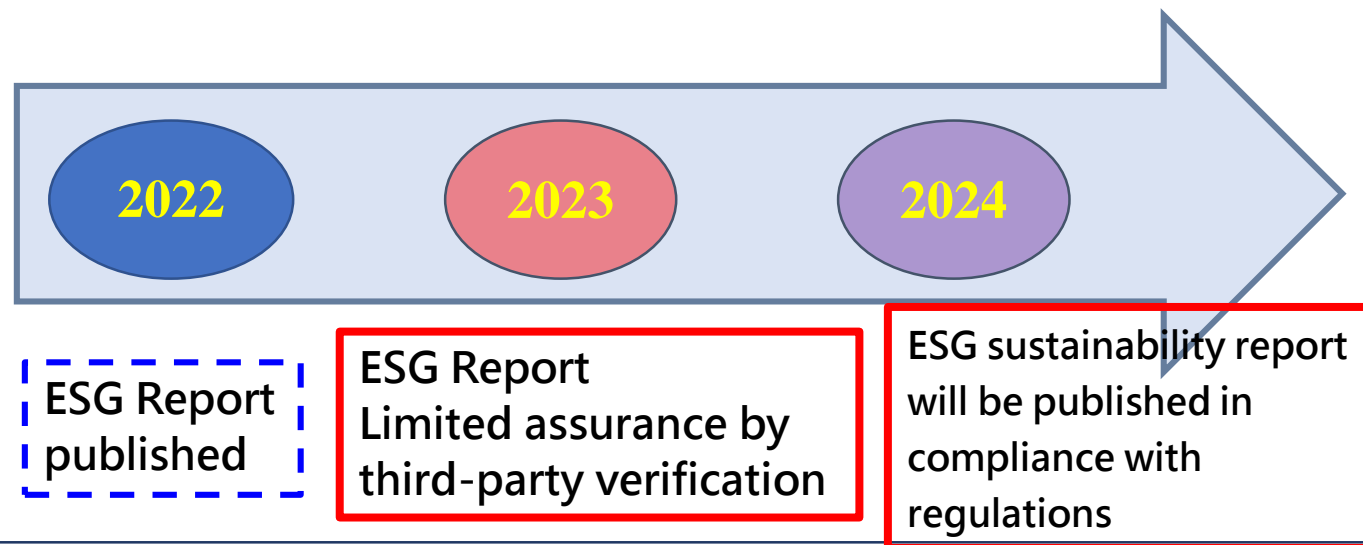
XIV、Corporate Governance Evaluation and ESG Report

Operation Overview

Listed in annual corporate governance assessment with overall ranking of level 2 (6-20%)



- Complete the draft of the 2024 ESG Sustainability Report
- working on third-party assurance and English translation



安全第一 服務至上

創造繁榮 永續經營

Business Prospect





I、Wugu Deyin Village Measurement and Pressure Station

Business Prospect



Expand gas supply

Achieve stable and reliable gas supply

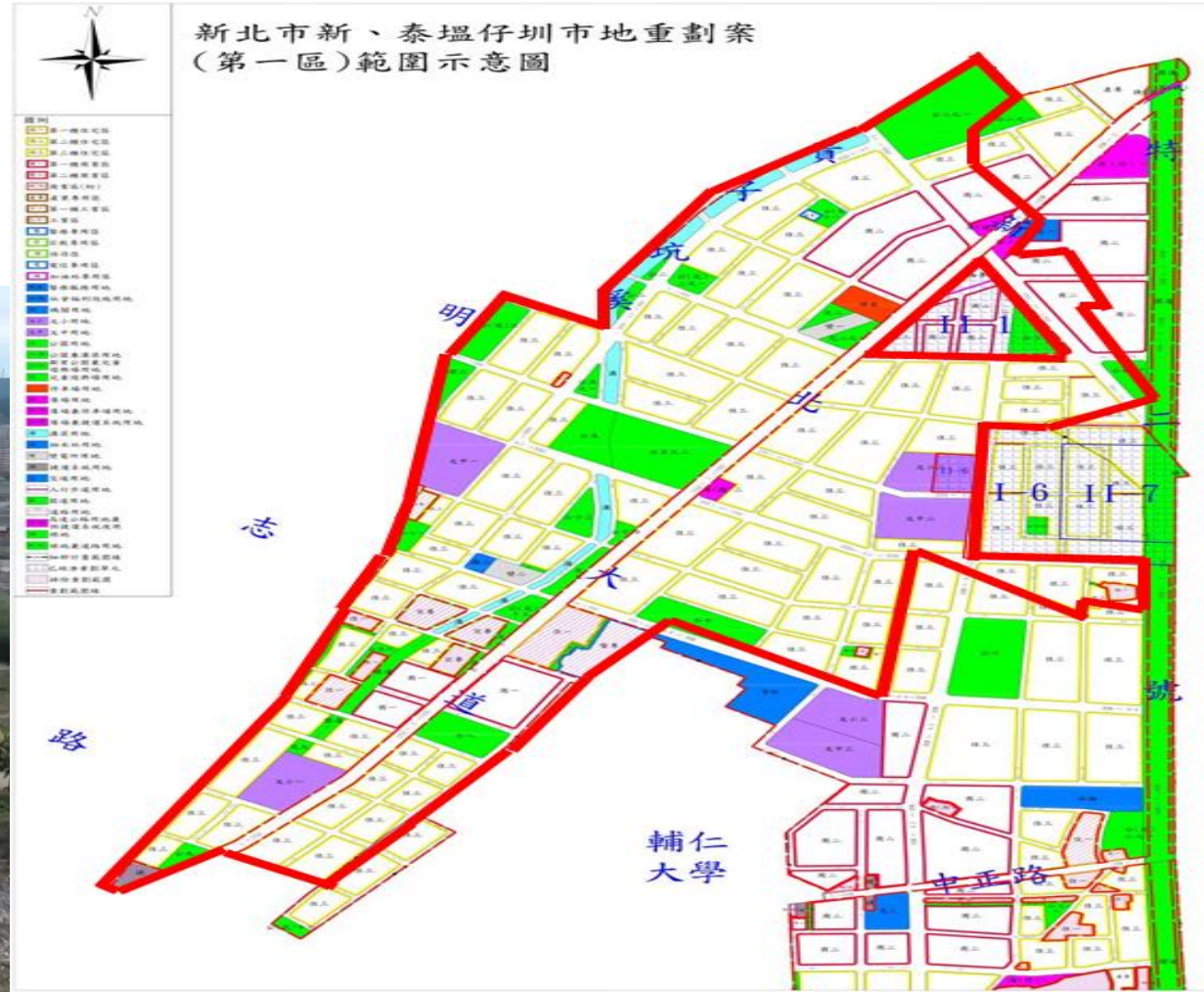




II、Taishan Urban Zone Readjustment Development Project

Business Prospect

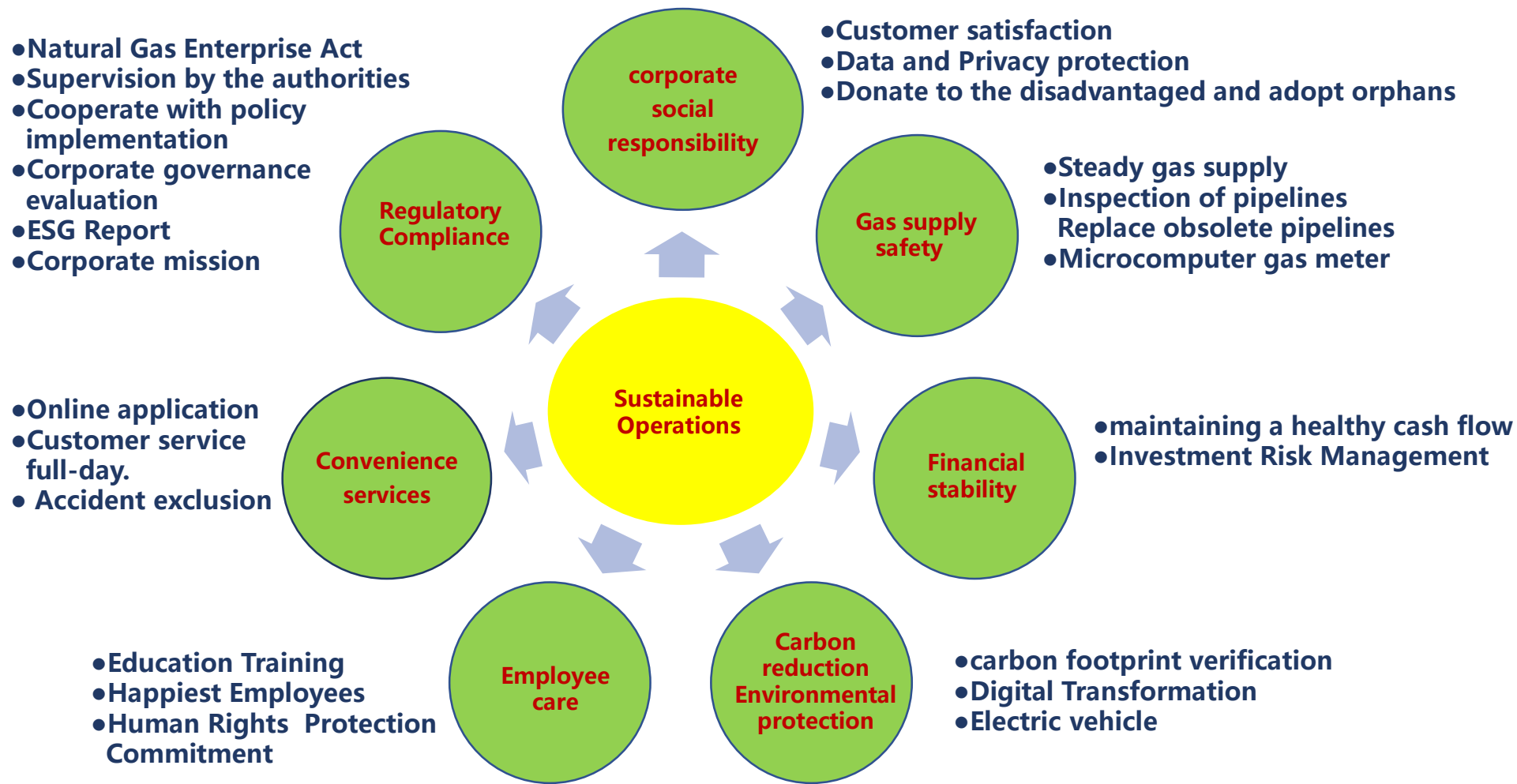
Pipeline system construction investment





III、Business Prospect

Business Prospect



安全第一 服務至上

創造繁榮 永續經營

Thank you for your attention

investor@htgas.com.tw

<https://www.htgas.com.tw/>

